

# SERIES 5 KEYLINE



5075 // 5095 // 5105 // 5105 PLUS // 5115 // 5125  
STAGE V



# // SERIES 5 KEYLINE

## UNMATCHED AGILITY

Welcome to the world of the DEUTZ-FAHR Series 5 Keyline, an outstanding range of tractors that embody versatility, modularity, strength and an enviable good value for money ratio within the utility mid-basic segment. The tractors in the Series 5 Keyline are designed to offer maximum flexibility while ensuring reliable and innovative performance. Agility is one of the distinctive features of these tractors, thanks to a remarkable steering angle and cutting-edge solutions such as the PowerShuttle with adjustable response, Stop&Go system, and ComfortClutch, which ensure smooth and comfortable driving even in the most challenging situations. Additionally, you can enhance the driving experience with the optional Hi-Lo Powershift transmission, allowing easy adaptation to different field requirements.

## OPTIMAL COMFORT

Comfort is paramount in the new DEUTZ-FAHR Series 5 Keyline tractor models, ensuring optimal cab comfort through a range of features. The Hydro Silent-Blocks provide suspension into the cab, while the seats boast pneumatic suspensions for a smooth ride. Additionally, the fully adjustable steering column, both in height and depth, adds to the personalised comfort experience.

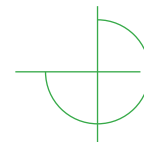
Inside the cab, convenience meets modernity with two USB ports, a practical smartphone holder, and an efficient air conditioning system. 12 work lights, ensuring excellent visibility even in low-light conditions.



The latest  
DEUTZ-FAHR  
Series 5 Keyline.

IT'S TIME TO UNLOCK A WORLD  
OF POSSIBILITIES.





### LEADING EFFICIENCY AND SAFETY

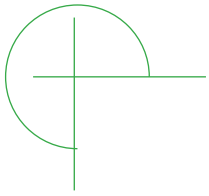
The DEUTZ-FAHR Series 5 Keyline tractor models enhance efficiency and productivity in all agricultural activities. The models in the Series 5 Keyline boast a maximum road speed of 40 km/h, achievable at a low and economical engine speed, ensuring excellent efficiency during transfers. Moreover, the Powershift Hi-Lo transmission provides a range of speeds suitable for every need, while wet disc brakes on all four wheels ensure effective safety during operation. Finally, the electro-hydraulic activation of the PTO allows precise control of equipment, further enhancing the efficiency of agricultural operations.

### EXCEPTIONAL VERSATILITY


The models showcase remarkable versatility in the agricultural machinery sector. This versatility begins from the heart of the tractor, where the sophisticated FARMotion 45 Stage V engine operates with or without AdBlue. The transmission, capable of reaching up to 40+40 speeds, ensures the right gear for any task. Furthermore, the Series 5 Keyline tractor is equipped with a powerful hydraulic system and is ready to be fitted with the Ready Kit, an essential optional for activities requiring a front loader. With these features, the 5 Keyline sets a new standard for versatility in the agricultural sector, adapting to a wide range of challenging tasks and needs.



The DEUTZ-FAHR Series 5 Keyline tractor models stand out for its exceptional configurability, adapting to the most demanding needs. The Series 5 Keyline Series is suitable for a wide range of activities, including field work, row crop cultivation, hay-making activities, stationary tasks, and operations with a front loader. Its outstanding versatility is due to the electro-hydraulic engagement of the 4 wheel drive and the PTO, and the groundspeed PTO with an independent shaft. Additionally, the powerful hydraulic system with a maximum of 6 rear ways, the 2 stage Powershift transmission with Hi-Lo, and a choice of creeper gears expand the range of configurations. User can memorise up to 2 engine speeds which can be set and recalled. Along with a wide range of tyres offering generous ground clearance, enable efficient and comfortable performance of all types of activities.



# // VERSATIL



Introducing the DEUTZ-FAHR  
Series 5 Keyline: ideal for a  
multitude of applications.

ITY



# // ENGINE

Tailored specifically for agriculture.

The FARMotion engine family is meeting Stage V emissions regulations and is exceptionally compact. This allows for a streamlined, sloped cowl design on the tractor, ensuring excellent visibility from the driver's seat and enabling generous steering angles. Equipped with the 4-cylinder FARMotion 45 engines, the DEUTZ-FAHR Series 5 Keyline offers outstanding manoeuvrability and robust pulling power. Ready for the future, they are also HVO certified.

## Efficiency

The Common Rail fuel injection system, capable of reaching injection pressures up to 2000 bar and managed entirely electronically, enhances combustion by ensuring more efficient fuel atomisation. This results in significant reductions in fuel consumption, noise, and emissions. Additionally, the high injection pressures enable the engine to respond swiftly to sudden, substantial changes in load. A dedicated electronic control unit optimises fuel delivery in real-time based on engine speed and load, with a speed management function allowing operators to set and recall specific engine speed limits for various tasks or maintain a consistent engine speed.

## Outstanding performance

These engines respond promptly to changes in load and deliver more usable performance even at lower engine speeds, thanks to enhanced torque and power curves. The flagship model, the 5125 Keyline, boasts a maximum power of 126 HP and impressive torque of 517Nm.

## HIGHLIGHTS

- > 75 HP version available without the need for AdBlue
- > Electronic Common Rail high-pressure injection system
- > Two user-settable engine speed memories
- > Simple maintenance



- > FARMotion 45 engine with power ratings from 75 to 106 HP with or without SCR.



> 5075 Keyline saves running costs without the need of AdBlue.

# // TRANSMISSION AND PTO

Unmatched configurability.

The DEUTZ-FAHR Series 5 Keyline tractor models stand out for its exceptional configurability, adapting to even the most demanding needs. All variants of the transmission in the DEUTZ-FAHR Series 5 Keyline feature a 5-speed gearbox, offering multiple configuration possibilities to meet every specific requirement. The choice between a synchronised

mechanical reverser shuttle or a hydraulic PowerShuttle with 2-stage Powershift provides further customisation options. All versions reach a maximum speed of 40 km/h at reduced engine speeds. The creeper adds flexibility, doubling the number of gears in both forward and reverse, allowing the tractor to move at speeds lower than 400m/h with the



> Mechanical shuttle with ergonomic lever on steering column.



> PowerShuttle with SenseClutch 5-levels adjustment and Stop&Go function.



> Ergonomic gear lever with Powershift transmission controls and ComfortClutch.



> Groundspeed PTO with independent shaft.

# HIGHLIGHTS

- > 5-speed main transmission with up to four ranges
- > 2-steps Powershift with Hi-Lo
- > PowerShuttle with adjustable response and Stop&Go
- > ComfortClutch function – enables clutch free gear changes

engine at maximum rated speed (depending on tyre size). A key feature of the PowerShuttle is the renowned Stop&Go function, allowing the tractor to be stopped without using the clutch. The PTO is controlled by a multiple wet-disc clutch and is operated electro-hydraulically by simply pressing a button. PTO controls on the rear fenders improve comfort when using



equipment. The PTO is equipped with different speeds to ensure the right power for the implements, and the groundspeed PTO is equipped with a dedicated shaft for precise control.



# // HYDRAULIC SYSTEM AND LIFTS

Top-notch performance and remarkable adaptability.

The DEUTZ-FAHR Series 5 Keyline tractor model is equipped with a powerful hydraulic system and a sturdy rear lift, ensuring high-performance capabilities in every task. The hydraulic system has a capacity of 68 l/min, while the steering has an independent pump of 35 l/min. There are 2 rear double-acting hydraulic spool valves with mechanical control, featuring flow and free return regulators, with an option for 3 rear spool valves available as an optional extra. These distributors come with a "detent" function for the mechanical control lever, ensuring continuous oil flow. The robust rear lift, is renowned for its exceptional precision and efficiency, offering unparalleled performance. As standard, the DEUTZ-FAHR Series 5 Keyline is equipped with the proven rear lift with mechanical control, with the additional option of EasyLift for increased convenience, allowing for easy lifting and lowering of the rear lift with a single touch. The technical specifications are outstanding, with a maximum capacity of up to 5410 kg and a category II 3-point hitch. The rear lift is the faithful ally for demanding tasks. Electronic rear lift is available on 5115 Keyline and 5125 Keyline.



> Up to 3 rear hydraulic valves.



> Everything in reach thanks to the ergonomic and organised side console.

# HIGHLIGHTS

- > Up to 6 rear hydraulic valves
- > 68 l/min hydraulic system
- > Independent steering pump with up to 35 l/min
- > 5410 kg maximum lift capacity



> Electronic rear lift for easy control of the implement.

# // TOPVISION<sup>evo</sup>

The cab you've been searching for, with just 4 pillars.

The DEUTZ-FAHR Series 5 Keyline tractor model is equipped with a comfortable cab. One significant feature of the DEUTZ-FAHR 5 Keyline cab is its construction with only 4 pillars, making it comfortable and practical.

The cab boasts an advanced and modern design, with its spacious window and eye-catching profile of the monolithic hood ensuring fantastic visibility in all conditions. Even in low-light conditions, visibility remains perfect, thanks to the 12 powerful work lights supporting every activity.

The TopVision<sup>evo</sup> cab is always suspended on Hydro Silent-Blocks, which ensuring excellent comfort by reducing vibrations by up to 40%. The telescopic and fully adjustable steering column, along with the suspended seat with multiple adjustments, allows operators of any height to find their perfect position for field and road transport activities. For additional comfort, the radio is included as standard.

Low noise levels and intuitively organised instrumentation controls create an impeccably comfortable working environment. Among the cab customisation options are a factory-mounted bracket for mounting a monitor or additional devices for equipment control. There is a passenger seat, multiple electrical outlets, and 2 USB ports; convenient smartphone and cup holders.

The opening roof and rear window ensure excellent cab ventilation. The air conditioning system guarantees cab comfort throughout all seasons. 10 ventilation outlets provide purified air throughout the cab via specific filters and maintain a pleasant internal climate.

## HIGHLIGHTS

- > High visibility with 4 pillar cab
- > More comfort with Hydro Silent-Block suspension
- > 3 cab configuration: Comfort cab, HI-Line Cab and Deluxe cab
- > FOPS-compliant roof with roller sun screen
- > Air conditioning as a standard
- > 3 seat configurations: mechanical suspension or air-suspension and with headrest



> 4 pillar cab for higher visibility.



> Radio included as standard.



> Powerful air conditioning system included as standard.



# // FRONT LOADER

## All the strength for the DEUTZ-FAHR Series 5 Keyline.

The DEUTZ-FAHR Series 5 Keyline tractor has been designed with a particular focus on its versatility, thanks to the implementation of a state-of-the-art front loader. This fundamental component is available in two variants: the Light Kit and the Ready Kit, both installed directly at the factory to ensure optimal performance from the first use. Both kits are equipped with a special frame designed for front loader mounting. However, the Ready Kit offers an additional advantage with the inclusion of a strategically positioned Joystick next to the driver, complete with all necessary connections for convenient and safe operation. To ensure a balanced distribution of weight between the front and rear axles, dedicated rear wheel weights are available. This not only reduces the load on the front axle but also prevents excessive mechanical stresses, ensuring greater durability and reliability over time. The two front loader models, the Solid and the Profiline, offer mechanical parallel control with Z kinematics, as well as tipping, quick dump, and return to level (RTL) functions. These features allow for considerable time savings during daily operations. The design of the loader arms, with integrated control rods and a flat cross tube, ensures excellent front visibility. Additionally, internal hydraulic passages contribute to protecting hydraulic lines and give the loader a compact and tidy appearance. To further increase the capacity and productivity of the front loader, the DEUTZ-FAHR Series 5 Keyline offers a hydraulic PowerShuttle with smooth response, featuring 5 different levels of reactivity. The Stop&Go function allows the driver to stop and restart the tractor using only the brake pedals, without having to engage the clutch. Finally, the high-visibility roof, compliant with FOPS regulations, represents an additional safety and comfort feature during the use of the front loader, ensuring adequate operator protection.



> Joystick with Powershift control for easy movement of the front loader.

## HIGHLIGHTS

- > Availability of ex factory kits for front loaders monitoring
- > PowerShuttle with 5 settings of modulation
- > Stop&Go system
- > High visibility roof FOPS compliant
- > Integrated mechanical joystick with Powershift controls (with Ready Kit)



# // WORK LIGHTS

A new lighting package for effective night work.

These tractors offer several configurations in terms of exterior lighting, allowing operators to customise their machines to suit their work needs precisely.



1 or 2 Rotary beacons

Up to 4 rear + 4 front working lights

Optional 2 upper headlights on front cab post

Front and rear driving lights

Option for 2 working lights on cab post

Working lights on bonnet

Front headlights



> Support for monitor or other additional device for equipment control.

# // OPTIONAL EQUIPMENT

Everything you need.

The DEUTZ-FAHR Series 5 Keyline tractor is designed to offer tailor-made customisations, providing operators with the opportunity to adapt the machine to their specific needs with a wide range of accessories and configuration options.

The numerous available options allow for complete customisation of the tractor. Among these options are various types of trailer braking systems, both hydraulic and pneumatic, making the DEUTZ-FAHR Series 5 Keyline suitable for heavy-duty road transport as well.

In addition, there are numerous configuration options, including a wide range of wheels with a choice between fixed or adjustable track width rims. Furthermore, there are many variants of approved tyres, ideal for all types of activities and to ensure optimal comfort both in the field and on the road. Operators can further customise the tractor by choosing from various configurations of front and rear mudguard configurations, as well as front and rear monolithic and suitcase ballast weights, and ring ballast weights for the rear wheels. As an option, there is also a compressor with 3 quick connectors (2 external and one in the cab).

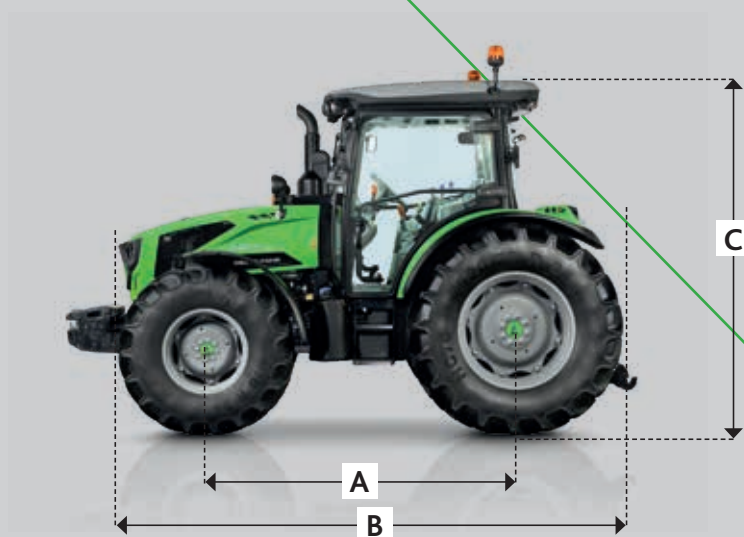


> External and in-cab air connections for air-compressor accessories.

> Smartphone holder with USB socket.

TECHNICAL DATA	SERIES 5 KEYLINE					
	5075	5095	5105	5105 PLUS	5115	5125
<b>ENGINE</b>						
Model				FARMotion 45		
Emission level				Stage V		
Cylinders/Displacement	n°/cc			4/3849		
Bore/Stroke	mm			103/115.5		
Turbo Intercooler				●		
Common Rail injection	bar			2000		
Max. power (ECE R120)	kW/HP	55.4/75	70/95	78/106	85/116	93/126
Power at rated engine speed (ECE R120)	kW/HP	54.8/74	66.4/90	74/101	80.6/110	88.2/110
Max. torque	Nm	359	389	433	472	517
Engine speed at maximum torque	Nm			1400		
Electronic engine control				●		
PowerCore air filter				●		
Fuel tank capacity				145		
AdBlue tank capacity	l	-		10		
EAT	System	DOC+DPF		DOC+DPF+SCR		
<b>TRANSMISSION</b>						
SDF transmission	Type		T4330	T4350	T5350	
Gearbox	n°		5 gears x 2 or 4 ranges			
<b>MECHANICAL SHUTTLE</b>						
Shuttle	Type		Mechanical with lever under steering wheel			
N° of speed (4 ranges)	n°		20+20			
N° of speed with Hi-Lo (2 ranges)	n°		20+20 Hi-Lo			
N° of speed with Hi-Lo (4 ranges)	n°		40+40 Hi-Lo			
<b>POWERSHUTTLE</b>						
PowerShuttle	Type		Hydraulic with lever under steering wheel			
Adjust. Response of PowerShuttle			5 different setting			
N° of speed (4 ranges)	n°		20+20			
N° of speed with Hi-Lo (2 ranges)	n°		20+20 Hi-Lo			
N° of speed with Hi-Lo (4 ranges)	n°		40+40 Hi-Lo			
Stop&Go			●			
ComfortClutch			●			
<b>PTO</b>						
Electrohydraulic engagement				●		
540/540ECO			●			-
540/1000*			○			-
540/540ECO/1000/1000ECO			-			●
<b>LIFT</b>						
Mechanical rear lift			●			-
Mechanical rear lift with EasyLift			○			-
Electronic rear lift			-			●
Rear lifting capacity (STD)	kg			3600		
Rear lifting capacity (OPT)	kg		4525			5410
<b>HYDRAULICS</b>						
Pump flow	l/min			68		
Rear spool valves	n°			2/3		
<b>BRAKES</b>						
4 wheel braking				●		
Mechanical parking brake				●		
Hydraulic trailer brake				○		
Pneumatic trailer brake				○		
<b>FRONT AXLE</b>						
Front axle	Size		1.5		2	
Steering angle	degrees		50		55	
Electrohydraulic 4WD engagement				●		
Electrohydraulic Diff. Lock engagement				●		
<b>CAB</b>						
4 pillar cab				●		
Standard roof				●		
High visibility roof - FOPS				○		
Hydro Silent-Block suspension				●		
Manual A/C				●		
Mechanical suspended seat				●		
Pneumatic suspended seat				○		
Passenger seat				○		
External controls for PTO and lift				○		
Radio				●		

● = standard ○ = option - = not available



TECHNICAL DATA		SERIES 5 KEYLINE				
		5075	5095	5105	5105 PLUS	5115
<b>DIMENSIONS AND WEIGHTS</b>						
With front tyre	Size	380/85 R24		420/85 R24	420/85 R24	440/65 R28
With rear tyre	Size	420/85 R34		460/85 R34	460/85 R34	540/65 R38
Wheelbase (A)	mm	2400				
Max. length (B)	mm	4268				
Total height (C)	mm	2718		2743	2743	2768
Width (D)	mm	2051		2205	2205	2325
Centre rear axle – cab	mm	1968				
Weight	kg	4000		4250	4350	4350
Front admissible load	kg	2900		3000	3000	3000
Rear admissible load	kg	3700		4000	5000	5000
Total admissible load	kg	6500		7000	7500	7500

\* via dealer


Technical data and figures are only provided for guidance. DEUTZ-FAHR is committed to continuously adapting its products to your requirements and therefore reserves the right to make updates without prior notice.

Marketing-Communication Service – Code 308.8922.3.4-1 – 09/25

To discover more please contact your dealer or visit [deutz-fahr.com](http://deutz-fahr.com)



Follow us on   

DEUTZ-FAHR is a brand of  SDF

