



SERIES 50D

5075 D // 5095 D // 5105 D
STAGE V





THE NEW SERIES 5D

FULL POWER

FARMotion 45 engines developed specifically for agricultural applications with minimised maintenance, automatic hydraulic valve adjustment, a new preheat system extraordinarily low operating costs and generous torque right from the bottom of the rev range. Ready for the future they are also HVO certified.

MAXIMUM SAFETY

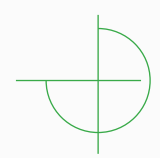
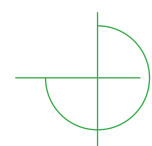
Disc brakes on all four wheels offer true all-wheel braking action. A choice of pneumatic and hydraulic trailer braking systems is offered, the latter also available in Dual Mode configuration.



New Series 5D.

COMPARABLE ONLY WITH ITSELF.





GREAT ECONOMY

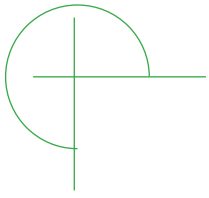
With a fuel-sipping engine, a rear PTO with 540 and 540ECO speed modes and progressively engaged electrohydraulic clutch as standard, optional 1000 rpm and groundspeed PTO modes and an optional 1000 rpm front PTO, these tractors are optimised for efficiency to maximise productivity while saving fuel.

EXCELLENT TRACTION

A choice of two transmission variants, offering from 30+15 speeds to 45+45 speeds with a 3-stage Powershift unit. On the road, this transmission allows for a top speed of 40 Km/h achievable at engine economy speed. Electrohydraulically engaged 4WD and 100% lockable front and rear differentials as standard ensure unbeatable traction and draft capability.



The tractors of the new Series 5D embody the essence of modular construction, letting you tailor the perfect machine for your needs, and versatility, to deliver unbeatable performance in all operating conditions. The new Series 5D is the ideal choice for many different applications in conventional open field farming use, where these machines truly shine in every task from mid-duty soil preparation tasks and sowing to fertilising and hay-making, while their extraordinarily compact dimensions also makes them perfect for working in cramped conditions, such as in cattle sheds or low density fruit orchards, vineyards and hops fields. The new Light Kit and Ready Kit options, combined with powerful hydraulics (up to 64 l/min) and the PowerShuttle with Stop&Go, SenseClutch and ComfortClutch functions make the 5D models perfect even for applications with front loader. Whatever the application, the tractors of the new DEUTZ-FAHR Series 5D deliver astonishing productivity combined with low running costs and outstanding on-board comfort.



// UNIQUE



DEUTZ-FAHR 5D stands for quality, reliability and comfort. Offering extensive scope for configuration, these tractors are the ideal solution for any application.





// ENGINE

100% agricultural, reliable and fuel efficient.

One of the handful of engine families designed and built specifically for agricultural use, the FARMotion 45 is extremely compact, allowing for extraordinary agility and ensuring an uncompromised forward view for the driver. The latest generation of the 4 cylinder FARMotion 45 takes the already legendary fuel efficiency of this family to new heights, while retaining the same low maximum rated speed of just 2200 rpm. Based on a modular cylinder and head architecture, the new generation feature a new combustion chamber configuration and a new automatic hydraulic valve adjustment system for minimised maintenance. Other advanced technical solutions utilised for the new Series 5D, such as electronically managed Common Rail injection with injection pressures up to 2000 bar and 7-hole injectors, an electronically controlled viscostatic fan and the PowerCore air filter, reduce both fuel consumption and noise to offer significant improvements in productivity and comfort. The 5075 D offers a maximum power of 75 HP while keeping a simple EAT which allows the Stage V compliancy without the need of AdBlue or any other additional fluids, reducing the running costs to the minimum levels. The 5095 D and 5105 D models deliver a maximum power output of 95 and 106 HP respectively at 2000 rpm, and 389 and 433 Nm of maximum torque at 1400 rpm. All models are HVO certified and can be customized by the farmers choosing between an horizontal or vertical slim exhaust pipe, according to the needs of their farm, be it an orchard growing or a dairy farm.

HIGHLIGHTS

- > HVO certification
- > 5075 D Stage V compliant without the need of AdBlue
- > Viscostatic fan and PowerCore air filter
- > Automatic valve adjustment
- > New preheat system for even better cold starting performance



> Large and well integrated diesel fuel tank.



> Easily accessible AdBlue tank (5095 D and 5105 D models).

// TRANSMISSION AND PTO

All the efficiency you ever wanted already as standard.

The Series 5D is offered with a choice of two transmission variants, both based on a 5 speed main gearbox with 3 ranges. The standard version includes a mechanical underdrive unit and offers a total of 30 forward speeds and 15 reverse speeds, while the most comprehensive configuration, with a 3-stage HML Powershift module, offers an impressive 45 speeds in both directions. Both variants can be configured with either a mechanical reverse shuttle, designed for extreme efficiency and reliability, or a hydraulic reverse shuttle complete with SenseClutch, Stop&Go and ComfortClutch functions. SenseClutch offers the driver a choice of 5 different responsiveness levels for direction inversion manoeuvres; the practical Stop&Go function lets the driver stop, hold the tractor and set off again by simply pressing and releasing the brake pedals, without using the clutch pedal; while the ComfortClutch function allows for gear shifts performed using simply a button on the shift lever to operate the clutch. The transmission configuration with mechanical underdrive allows for ground speeds as low as 240 m/h at maximum engine speed in the lowest ratio available, while tractors configured with the HML transmission with 3-stage Powershift are capable of working at even lower speeds (200 m/h in the lowest ratio). In both cases, the maximum road speed of 40 km/h is attainable at a reduced, economical engine speed to minimise fuel consumption, noise and vibration when transporting implements or transferring between sites by road. Even the PTO is conceived for unparalleled functionality, versatility and efficiency. 540 rpm and 540ECO modes engaged progressively by an electrohydraulic clutch are standard on all versions, while both, groundspeed or 1000 rpm modes, are available as options, as are practical and quickly interchangeable removable output stub shafts. And to allow for tasks utilising both front and rear mounted implements simultaneously, a front PTO is also available with the universal 1000 rpm speed mode.



> PowerShuttle with SenseClutch (5 adjustable levels).

> 1000 rpm front PTO available.

HIGHLIGHTS

- > From 30+15 to 45+45 speeds with 3-stage Powershift
- > 40 km/h ECO mode standard on all models
- > Synchronised mechanical reverse shuttle or hydraulic reverse shuttle with user-selectable responsiveness settings
- > ComfortClutch and Stop&Go functions available on all models with hydraulic reverse shuttle
- > Electrohydraulically engaged rear and front PTO
- > Groundspeed PTO available as an option



> Stop&Go function lets the driver stop and hold the tractor without using the clutch pedal.

> Easy operation of rear lift and PTO.

// HYDRAULICS AND LIFTS

Precision, power and an incredible choice of modular configurations.

The hydraulic system of the new Series 5D boasts two independent pumps as standard. The primary pump, with a maximum capacity of 54 l/min, feeds oil exclusively to the lift and the distributors, while the secondary pump, with a flow rate of up to 45 l/min, delivers oil to the steering system and ancillaries to ensure impeccably smooth steering action even at very low engine speeds and while the lift and/or hydraulic distributors are also in use. As option, rear lift and

spool valves can be fed by a double pump hydraulic system while keeping an independent steering pump. With this configuration, the flow for lift and distributors is 64 l/min. The standard configuration features 3 rear distributors (for a total of 6 couplers) with free return line and a choice of user-selectable operating modes. The powerful rear lift, with a maximum capacity of 3000 kg (which may be increased to 3600 kg as an option) is available either as a mechanically



HIGHLIGHTS

- > All variants feature a primary pump(s) dedicated to the lifts and distributors and a secondary pump for the steering and ancillaries as standard
- > Available with factory-fitted kits for subsequent installation of a front loader
- > Electronically controlled version of rear lift available, with active damping function to attenuate oscillation generated by rear-mounted implements

controlled variant or as a state of the art electronically controlled version, which also includes an active damping function to attenuate oscillation generated by rear-mounted implements, and maximum lift height limiting and drop rate adjustment functions. Tractors configured with the electronically controlled lift also feature exterior lift controls on the rear fenders, making it even simpler to hitch implements to the tractor. A powerful front lift

with an impressive 2100 kg of maximum load capacity is also available as an option. Series 5D tractors can also be equipped with a factory-fitted Light Kit or Ready Kit for subsequent installation of a front loader, which includes a robust subframe integrated into the chassis of the tractor and the hydraulic system as well as an ergonomic cross-lever which hosts also Powershift control elements.



> Electronic rear lift with vibration damping available.



> Mechanical rear lift control.



> Front lift with 2100 kg capacity available.

// AXLES AND BRAKES

Class-beating safety.

Developed and built in-house for machines in this power class, the front and rear axles of the new DEUTZ-FAHR 5D Stage V family ensure unrivalled sturdiness and reliability. To offer true all-wheel braking, the front axle features multiple wet-disc brakes as standard, while a generous maximum steering angle of 55° ensures outstanding manoeuvrability. The integral differential locks on both axles are electro-hydraulically controlled as standard. A choice of factory-installed trailer braking systems is also offered for guaranteed safety on the road when towing: the tractors of the 5D family can be equipped with single line or Dual Mode hydraulic trailer braking systems or with a pneumatic trailer braking system.

The tractors of the 5D Stage V family are available with a huge choice of agricultural tyres, fitted either on conventional adjustable rims or innovative Waffle rims, which are specially shaped to minimise wheel vibration at high road speeds. Municipal tread tyres and innovative PneuTrac tyres, which offer a generously sized ground contact footprint in spite of their narrower width, are also available.



> Pneumatic trailer brakes available for maximum safety during transport.



> Electrohydraulic engagement for 4WD and differential lock.







// DRIVING POSITION

The comfort of a premium tractor.

The state of the art, spacious cab with slender 4 pillar structure and sloped engine hood ensure outstanding all-round visibility, while up to 4 front work lights and 2 rear work lights (also available with LED technology) are available to let you keep working even at night. For luxurious on-board comfort, the cab comes with an adjustable steering column and a comfortable driver seat, which is also available with air suspension. Low noise levels, superior quality trim materials and ergonomically organised controls and instruments make this cab an impeccably comfortable working environment. The new phone holder and numerous oddments storage bins in the cab make your day-to-day work even simpler and more comfortable. For even greater versatility, a choice of two roof versions is offered. The tapered forms of the standard roof give the tractor a slim profile ideal for working in cattle sheds or with speciality crops (like vineyard, fruit orchard or hops), while the high visibility roof, which is also available as an FOPS certified variant, is also perfect for working with a front loader and for forestry applications. Adequate air flow is ensured by openable front and rear windows, while a potent air conditioning system cools the air in warmer weather conditions. Thanks to two main gauges and a 3.5" LCD high resolution display, the new InfoCentre+ dashboard indicates in a clear way all information to the driver.

HIGHLIGHTS

- > Cab with slender 4 pillar structure for unrivalled all-round visibility
- > New InfoCentre+ dashboard with 3.5" high resolution LCD display
- > New work lights, also available with LED technology
- > Available with a choice of different roof types (standard, high visibility and FOPS-certified)



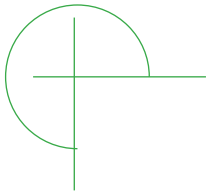
> High visibility roof for best comfort during loader work.




> Front openable windscreen as standard.



> Cup holder with foldable flat top.



// FLEXIBILITY



The perfect tractor
for your alpine farm,
wide orchard, hops and
vineyard, open field,
grassland, livestock,
forestry.

TY



TECHNICAL DATA	SERIES 5D			
	5075 D	5095 D	5105 D	
ENGINE				
Model		FARMotion 45		
Emission level		Stage V		
Cylinders/Displacement	n°/cc	4/3849		
Turbocharger with charge air cooling		●		
Visco cooling fan		●		
Injection @ pressure	Type/bar	Common Rail @ 2000		
Max. power (ECE R120)	kW/HP	55.4/75	70/95	78/106
Power at rated speed (ECE R120)	kW/HP	54.8/74	66.4/90	74/101
Speed at maximum power	rpm	2000		
Max. engine speed (rated)	rpm	2200		
Max. torque	Nm	359	389	433
Speed at maximum torque	rpm	1400		
Air filter with dust ejector		●		
Fuel tank capacity	l	85		
AdBlue capacity	l	-		13
Oil change interval	Hours	600		
TRANSMISSION				
Model		SDF T3500		
Transmission ratio		1.3830		
Mechanical shuttle		●		
PowerShuttle with 5 different settings		○		
MECHANICAL SHUTTLE				
Gearbox	n°	5 gears x 3 range		
N° of speed with Mechanical splitter and creeper		30+15		
N° of speed with HML 3-Powershift steps and creeper		45+45		
Top speed 40 km/h ECO	rpm	1870		
POWERSHUTTLE				
Gearbox	n°	5 gears x 3 range		
N° of speed with Mechanical splitter and creeper		30+15		
N° of speed with HML 3-Powershift steps and creeper		45+45		
Stop&Go		●		
SenseClutch and ComfortClutch		●		
Top speed 40 km/h ECO	rpm	1870		
HYDRAULICS AND LINKAGE				
Pump flow (STD)	l/min	54		
Pump flow (OPT)	l/min	64		
Separate steering pump		●		
Spool valves controls	Type	Mechanical		
Hydraulic auxiliary control valves (STD)	n°	3		
Free pressureless return		●		
Automatic lower link stabilisers (mechanical)		○		
Rear linkage lifting capacity (STD)	kg	3000		
Rear linkage lifting capacity (OPT)	kg	3600		
Rear linkage lift category	Cat.	II		
External operation on rear fenders		○		
Front linkage		○		
Front linkage lifting capacity	kg	2100		
Oil change interval	Hours	1200		
PTO				
Rear PTO 540/540ECO		●		
Rear PTO 540/540ECO/1000		○		
Groundspeed PTO		○		
Front PTO 1000		○		
AXLES AND BRAKES				
Model		SDF		
Electro-hydraulic differential lock 100%		●		
Steering angle	Degrees	55		
Mechanical parking brake		●		
Pneumatic trailer brake		○		
Hydraulic trailer brake with Dual Mode function		○		
ABS socket		○		
ELECTRICAL SYSTEM				
Voltage	V	12		
Standard battery	V/Ah	12/88		
Alternator	V/A	14/120		
Starter motor	V/kW	12/3.5		
External socket		●		

● = standard ○ = option -- = not available

TECHNICAL DATA		SERIES 5D		
		5075 D	5095 D	5105 D
CAB				
4-pillar cab			●	
Adjustable and telescopic rear view mirrors			●	
Air conditioning			○	
High visibility roof			○	
High visibility roof FOPS			○	
Seat with mechanical suspension			●	
Seat with pneumatic suspension			○	
Pre-arrangement for radio with antenna and loud speakers			●	
4x Halogen work lights on cab roof			●	
4x LED work lights			○	
Up to 2x Beacon light LED			○	
LED driving lights			○	
FRONT LOADER				
Pre-arrangement Light Kit			○	
Pre-arrangement Ready Kit			○	
Possible Front loader models			Solid 35-18 Solid 38-20 FZ 36-20.01	
Overloading height	mm		3250 3550 3340	
Breakout force 900 mm before the pivot point	daN		2310 2360 2620	




TECHNICAL DATA		SERIES 5D		
		5075 D	5095 D	5105 D
DIMENSIONS AND WEIGHTS				
Front tyres (min.)			320/70 R24	
Rear tyres (min.)			340/85 R36	
Front tyres (max.)			440/65 R20	
Rear tyres (max.)			600/60 R30	
Wheelbase (A)	mm		2271	
Length (B)	mm		4065	
Height (max.) (C)	mm		2571	
Width (min.-max.) (D)	mm		1800-2180	
Ground clearance	mm		406	
Front axle width (flange to flange)	mm		1500	
Rear axle width (flange to flange)	mm		1540	
Unladen weight, front	kg		1430	
Unladen weight, rear	kg		2145	
Total unladen weight	kg		3575	
Maximum permissible axle load, front	kg		2300	
Maximum permissible axle load, rear	kg		3300	
Maximum permissible weight	kg		5200	

Technical data and figures are only provided for guidance. DEUTZ-FAHR is committed to continuously adapting its products to your requirements and therefore reserves the right to make updates without prior notice.



Follow us on   

DEUTZ-FAHR is a brand of  SDF

To discover more please contact your dealer or visit deutz-fahr.com

Marketing-Communication Service – Code 308.8908.3.4-1 – 03/24